



INFORMATION FOR PROFESSIONALS

CWL-2 MECHANICAL VENTILATION UNIT



PERFECTLY IN TUNE WITH YOU.





BETTER THAN EVER: THE NEW MECHANICAL VENTILATION UNIT DESIGNED FOR COMFORT: CWL-2-325/400

The most compact in its class, extremely quiet and highly efficient - that is the new central mechanical ventilation unit series CWL-2 from WOLF. The precise flow rate measurement, enthalpy heat exchanger, preheater and exceptionally easy maintenance make the CWL-2 a true premium product. The new overall concept results in maximum comfort even at low outside temperatures - without draughts or irritating noises.

9

GOOD REASONS FOR YOU AND YOUR CUSTOMERS.

1

COMPACT AND EFFICIENT

State-of-the-art technologies mean outstanding thermal and electrical efficiency. At the same time, the CWL-2 offers incomparably low sound levels. The complete redesign makes this appliance the most compact in its class, even with the preheater integrated as standard.



2

QUIETER THAN EVER BEFORE

Thanks to the aerodynamic internal configuration and the newly designed components, the appliance runs extremely quietly, even at high speeds. It is therefore usually possible to avoid the use of external silencers. WOLF ventilation units are ideally suited to the new flow- and maintenance-optimised UniAir design valves in the round and rectangular versions.



3

PERFECT BALANCE

The latest fan technology ensures an optimally-adjusted flow rate. The precise flow rate measurement with impeller anemometer guarantees smooth running and balanced flow rates. At the same time, this technology enables an even simpler component layout and makes maintenance a breeze.



4

PERFECT DESIGN: INSIDE AND OUT


In combination with the new WOLF UniAir supply and extract air design valves, the CWL-2 series brings a sophisticated yet discreet look into the living space. In the modern silver-stripe design, the CWL-2 device series perfectly fits in with the current WOLF look.



5

ENTHALPY HEAT EXCHANGER FOR MOISTURE RECOVERY

The CWL-2 is also available with a moisture-recovering heat exchanger. Thanks to the antibacterial polymer electrolyte membrane (PEM), no odours or pollutants are released into the supply air - for optimum hygiene and comfort. A separate drain connection is no longer required.



6

COMFORT EXTRAS ARE STANDARD FEATURES WITH US!

The CWL-2 thinks for you: At low outside temperatures, the intelligently-controlled preheater ensures trouble-free ventilation. In summer, the cool outside air is used at night thanks to the fully automatic bypass. All of these features are standard with WOLF.



7

SIMPLE CONFIGURATION AND QUICK MAINTENANCE

With the new colour touch display, you can now operate the appliance even more easily. The digital step-by-step instructions guide you through installation and filter changes quickly and intuitively. The ball siphon guarantees maintenance-free condensate management and fault-free installation.



8

GETTING ONLINE IS SIMPLE

With the WOLF Link home interface module, you can keep constant tabs on the systems of your customers and can even read and optimise the systems remotely. And with Amazon's voice assistant Alexa, the system even accepts voice commands.



9


A PERFECT TEAM WITH WOLF HEAT PRODUCERS

CWL-2 mechanical ventilation units are the ideal complement to WOLF heat producers. The efficient overall system with its perfectly coordinated components can be easily and completely controlled via a **single** control unit using the WOLF Smartset app [or the portal].




OUTPUT DETAILS AT A GLANCE

TYPE		CWL-2-325	CWL-2-400
Air flow rate	m ³ /h	325	400
Heating efficiency up to	%	98	99
Heating efficiency according to PHI	%	91	90
Heating efficiency according to ErP (DIN EN 13141-7)	%	91	92
SPI according to PHI	W / m ³ /h	0.21	0.22
SPI according to ErP	W / m ³ /h	0.15	0.17
Housing sound power level	dB[A]	41 @ 230 m ³ /h, 50 Pa	50 @ 280 m ³ /h, 50 Pa
Filter category	-	ISO coarse 60% [G4]	ISO coarse 60% [G4]
Optional filter category	-	ePM1 50% [F7]	ePM1 50% [F7]
Duct connection	-	DN160	DN 180
Preheater included as standard	-	Yes	Yes
Bypass included as standard	-	Yes	Yes
Constant flow	-	Yes	Yes
Dimensions (W x H x D)	mm	650x750x560	650x750x560
Weight	kg	37	38.5



WOLF SYSTEM ACCESSORIES AND SERVICES ALL YOU NEED FOR EASY IMPLEMENTATION



WOLF UniAir design valves 125R and 125Q

- Fast and easy installation
- Design covers held in place by magnets
Easy to remove and exchange
- Even air distribution and comfortable room ventilation without draughts
- Air flow regulation at the valve possible thanks to annular gap limiter
- Suitable for ceiling and wall installation
- UV resistant



WOLF distributors & hoses

- Antistatic and antibacterial
- Air distributors with 8, 16 or 24 connections available
- Flexible range of applications
- Available as round duct DN75 and DN63 or flat duct 50x100 or 50x140
- Supply and extract air outlets as ceiling or floor versions
- Various sound insulation measures ensure noiseless air distribution



WOLF design software

- Free and user-friendly design of the entire mechanical ventilation system in just minutes
- Flow rate calculation according to DIN 1946-6
- Integrated creation of installation path recommendation
- Complete printout of all information [e.g.: materials list with gross prices, overflow openings, line schematic, ventilation concept, restrictor calculation]

The WOLF Group makes no guarantees or warranties regarding the accuracy of this brochure.
Subject to technical modifications. Some images contain optional accessories.

Doc. no.: 4801448
HN/2-19/ - Subject to modifications

WOLF GmbH
Postfach 1380
84048 Mainburg, Germany

Tel. +49(0)8751/74-0
Fax +49(0)8751/74-1600

www.WOLF.eu
info@WOLF.eu

PERFECTLY IN TUNE WITH YOU.

